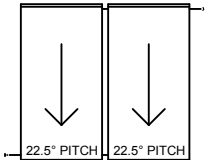
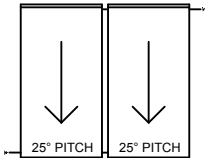


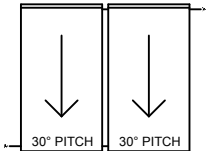
THIS SCHEMATIC IS
SET AT 1:100 SCALE.



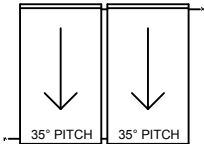
THIS SCHEMATIC IS
SET AT 1:100 SCALE.



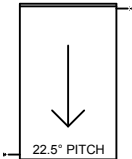
THIS SCHEMATIC IS
SET AT 1:100 SCALE.



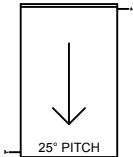
THIS SCHEMATIC IS
SET AT 1:100 SCALE.



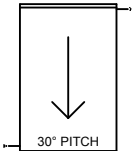
THIS SCHEMATIC IS
SET AT 1:100 SCALE.



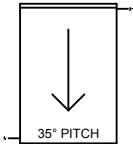
THIS SCHEMATIC IS
SET AT 1:100 SCALE.



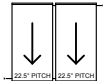
THIS SCHEMATIC IS
SET AT 1:100 SCALE.



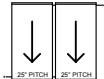
THIS SCHEMATIC IS
SET AT 1:100 SCALE.



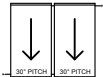
THIS SCHEMATIC IS
SET AT 1:200 SCALE.



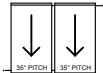
THIS SCHEMATIC IS
SET AT 1:200 SCALE.



THIS SCHEMATIC IS
SET AT 1:200 SCALE.



THIS SCHEMATIC IS
SET AT 1:200 SCALE.



THIS SCHEMATIC IS
SET AT 1:200 SCALE.



THIS SCHEMATIC IS
SET AT 1:200 SCALE.



THIS SCHEMATIC IS
SET AT 1:200 SCALE.



THIS SCHEMATIC IS
SET AT 1:200 SCALE.

